

CABO
YACHTS



36 EXPRESS



CABO
Express

CABO

36 EXPRESS



Small Platform. Big Results.

Vessel speed and efficiency are critical attributes to ensure that you get to the fishing grounds faster, and allow you to stay longer. With an engine package specifically designed to maximize performance, the 36 Express delivers a range and top speed that is sure to please. Her ability to back down swiftly and pivot nimbly, can make the difference between boating a trophy fish or reeling in a broken line. The 36 Express can be equipped with standard propulsion or pod drives, which offer more maneuverability.

Ample fighting space provides enough room to handle multiple hookups – a significant benefit that is often excluded in smaller boats. The bait prep center has a sink, rigging board, deep tackle drawers and an icebox for cockpit convenience. Since you can never have too many rods, the 36 Express also comes with locking storage to accommodate all of your favorites.



CABO
YACHTS

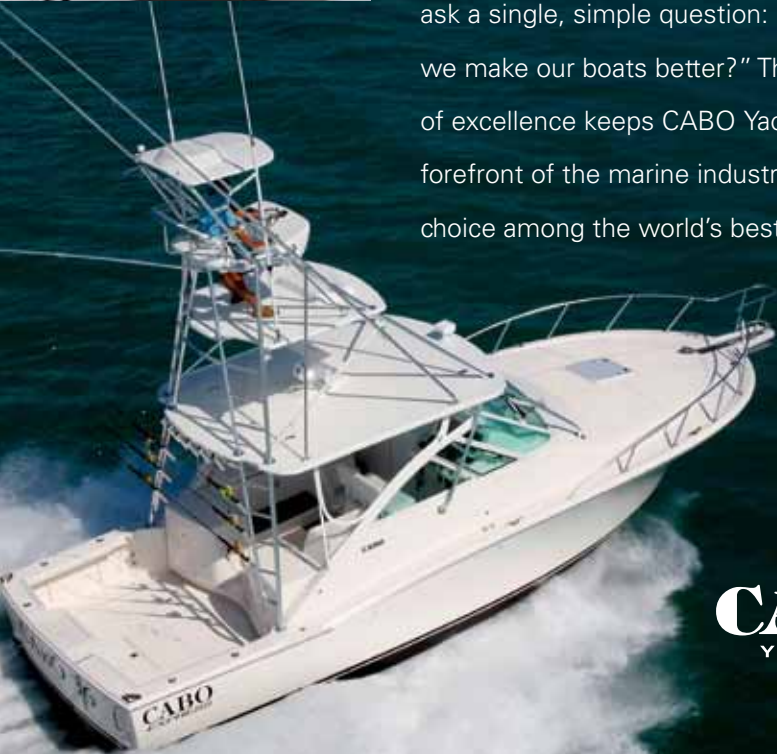
www.CABOyachts.com

Excellence

The Pursuit of Excellence



Without a doubt, a CABO is more than the sum of its parts. Everything is painstakingly evaluated to ensure that it transcends its predecessor. Design, engineering and maintenance are all carefully considered, examined and double-checked. Our design and manufacturing team regularly ask a single, simple question: "How can we make our boats better?" This pursuit of excellence keeps CABO Yachts at the forefront of the marine industry and a leading choice among the world's best anglers.



CABO
YACHTS

Cutting-Edge Design

Anyone who has ever captained or fished a CABO can attest to her fast, dry and steady ride. As a Michael Peters design, careful thought and consideration has been given to creating an incredibly strong, high-performance hull. CABO uses high-tech laminating processes to assure tremendous hull and topside deck strength. The boat's highly sophisticated reinforced fiberglass interior module adds even greater resistance to torsion and flexure. Using a method far superior to conventional techniques, CABO bonds the hull and interior into one monolithic structure, ensuring the vessel is truly seaworthy in calm seas or high squalls.


Impeccable fabrication and the use of some of the industry's best materials, guarantee a great ride that is not only beautiful when it comes off the line, but endures years down the road. The sides of her glossy hull reveal nothing but a stunningly smooth finish. The clean lines and tightly edged corners of the molded deck and cockpit give the CABO a look and feel unattainable by any other builder of vessels in this class.

Engine Room

The engine room is an engineering sensation, providing a straightforward layout for CABO power systems. With plenty of room surrounding both engines, any system or component is easily accessed and maintained; meticulously organized by grouping major components, such as electrical and plumbing.

Completely finished in bright white gelcoat or linear polyurethane paint for easy cleanup, each engine room provides ample space for the installation of additional equipment. Strategic lighting (AC and DC) makes the job easier when maintenance is required.

Fuel lines are fire-retardant, braided stainless steel; and all wiring is marine-grade, tinned copper to resist corrosion. To prevent chafing, plumbing and wiring running through bulkheads are protected with polymer or high-grade solid rubber grommets. Engine rooms that are this organized and well planned can only be the result of accomplished engineers and skilled designers.



Electrical System

Excitement is an awarded reaction in reference to CABO's electrical panels. Marine electricians individually build each electrical system. Fine craftsmanship delivers an unmatched level of quality to your CABO for enhanced reliability, ease of access and clarity of layout.

Closed, the main electrical panel displays all switched electrical systems. All components are clearly labeled and backlit for easy viewing and fingertip control. Open, the clarity of the layout becomes even more evident. Divided into AC and DC units, all wires run in parallel lines and are neatly bundled and labeled. Our electrical systems are just one more example of the great quality found aboard a CABO.



Attention to Detail

As the saying goes, a chain is only as strong as its weakest link; therefore nothing is left to chance on a CABO. Using durable stainless-steel hardware, all rails, ladders, vents, cleats, rod holders, helm wheel and controls, among many other components, are designed and manufactured to adhere to CABO's strict standards of excellence.



While many view a transom door simply as a means of accessing the cockpit and manufacture it in just that manner, CABO Yachts does not. To go above and beyond, CABO uses a two-part mold, giving both the interior and the exterior a perfectly smooth gelcoat finish. Keeping the safety of the angler in mind, instead of using a single opening, a door and transom gate configuration is used. This allows the lower hatch to stay open while the top gate remains closed, leaving just enough room to haul in your tournament-winning catch. When it comes time to attach the door and top to the hull, standard hardware is not an option. Heavy-duty hinges are secured with flat-head, straight-slotted bolts that are offset for optimum holding and oriented to the same exact angle.



Every CABO hull is designed to combat real world, offshore conditions. Whether off the coast of North Carolina or the shores of Venezuela, the ocean can potentially be your worst enemy.



Comfort

CABO Accommodations



The interior accommodations aboard the 36 Express speak volumes to CABO's continued commitment to excellence.



The accommodations aboard the 36 Express speak volumes to CABO's continued commitment to excellence. Upon stepping into the main cabin, it is easy to understand why both customers and industry experts consistently give them a five-star rating.

To begin, teak is used throughout the boat. With its ultra high-density grain and natural oils, this beautiful hardwood resists damage from both sun and sea.

The galley is beautifully equipped for creating any meal, at the end of a long day of fishing. Solid-surface counter tops, spacious cold storage, a twin-burner cook top, molded-in sink, and a microwave/convection oven make cooking aboard the 36 Express an enjoyable part of your days at sea. The teak cabinetry is not only attractive but abundant. Positive latch cabinet hardware prevent doors from opening in rough seas, while hinges keep doors ajar until you close them.

Staterooms combine warm woodwork with designer fabrics, creating a soothing, restful retreat. Hanging lockers are cedar-lined and additional storage beneath berths, under settees and behind bulkheads is easily accessed. Every inch onboard is a precious commodity, and no space is wasted.

When the fish have been cleaned, cooked and eaten, and the sun has set, life aboard this CABO only gets better. Whether you prefer listening to music, watching a movie, or relaxing with a book, there's plenty to keep you entertained.






From the deep-pile carpeting to the recessed halogen lighting, the 36 Express is both practical and lavish everywhere you look.

The 36 Express is a no-nonsense sportfishing boat - but that doesn't mean that she can't have well-equipped accommodations. In the 36 Express, you will find an efficient galley that runs portside of the living space, and features a recessed two-burner cooktop, microwave/convection oven, and under-counter cold storage. Teak cabinets are plentiful, and have recessed halogen lighting installed underneath.

The double V-berth lies in the forward section of the cabin, and the L-shaped lounge converts to accommodations for two more. Storage compartments and lockers are found throughout. To complete the layout, the full head with a separate shower stall lies aft of the main living space.





Experience the Future of Sportfishing with Pod Drives.

In our quest to remain at the forefront of sportfishing design and technology, we have included an optional pod drive propulsion package aboard the 36 Express. The ZF POD system was chosen for the 36 Express because of its light weight and compact size. This allows for the cockpit sole to remain in place without modification, keeping gunwales and coaming at the same height as a 36 Express, with standard propulsion. The result is a cockpit designed for the angler which uncompromised for the propulsion system.



The benefits of pod drives are impressive.

- Greater Maneuverability
- Easier Docking
- Better Overall Fishing Experience
- Improved Fuel Efficiency

What are ZF Pod Drives?

Controlled by ZF's SmartCommand control system and the Joystick Maneuvering System, ZF's independently moving pods ensure easier maneuvering. By mounting the pods perpendicular to the hull bottom, the torpedo shape of the drive is the same depth as the keel. This directs most floating objects downward and away from the aft-facing propellers. The propellers themselves are protected by the pod gearcase and skeg. To minimize the possibility of damage to the drive in the event that the pod should hit a substantial object, the skeg is designed to shear below the torpedo. Counter-rotating propellers are mounted on large rubber supports, significantly reducing gear noise and vibration; resulting in a quiet, comfortable ride. Venting through propeller hubs, engine exhaust is almost eliminated, pushing it further back into the wake and creating clear trolling lanes when fishing.



Controlled by ZF's SmartCommand control system and the Joystick Maneuvering System, the independently moving pods ensure easier maneuvering.





Storage throughout the cockpit of the 36 Express is abundant. Insulated fishboxes are molded into the sole and equipped with in-line macerators, full-length piano hinges and doors that seal tightly against rubber gaskets.



Fishability

Cockpit & Helm Deck

As soon as you step aboard the 36 Express, it is immediately apparent why CABO yachts are known around the globe for ultimate fishability. Careful planning and forethought go into the placement of every element in the cockpit — especially essentials such as the bait tank, tackle center and rod storage. Insulated fishboxes are molded into the sole and equipped with in-line macerators. Full-length piano hinges and rubber gaskets allow for a tight seal, to keep your catch fresher longer. If you choose, fish boxes can also be equipped with optional refrigeration plates. Lures and rigging equipment are neatly organized in a custom-designed tackle center at the rigging station.



Storage throughout the cockpit of the 36 Express is abundant, leaving it clean and free of obstructions when reeling in a fish. To conserve space, the livewell is located in the transom and can be equipped with an optional window and lit for use at night. The transom door and top gate operate independently, providing

safety for the angler and crew while bringing large fish aboard. Padded bolsters ring the cockpit coaming for comfort and security when using a stand-up rig. With an aluminum reinforcing plate installed in the deck for mounting a fighting chair, you'll be on your way to hauling in your tournament-winning fish.



Careful planning and forethought go into the placement of every element in the cockpit — especially essentials such as the bait tank, tackle center and rod storage.





36 EXPRESS

SPECIFICATIONS

Length Overall (w/ pulpit)	38'6"
Hull length	36'0"
Beam	14'2"
Draft	3'1"
Transom Deadrise	17.5°
Displacement	29,500 lbs.
Fuel	425 gal.
Water	100 gal.
Cabin Headroom	6'3"
Berths	5

ARRANGEMENTS



Standard Helm Deck &
Cockpit Arrangement

Standard 1-Stateroom /
1-Head Arrangement



Customer Note: All information included in this publication is subject to change without notice. This includes, but is not limited to, standard specifications, options, measurements, capacities, and performance. Furthermore, accuracy of photographs, renderings, and illustrations is not guaranteed. Content is provided in good faith with a reasonable effort to maintain accuracy on the date of issue. Some items shown may be optional, and not come as standard. This publication is not a legal contract nor a supplement to any sales agreement and does not establish any obligations of CABO Yachts.

Hull

- Boot striping – choice of colors
- Bottom paint, complete preparation – 2 coats epoxy, 2 coats anti-fouling paint, black, standard
- Molded fiberglass construction with superior ISO/NPG exterior gelcoat finish and premium resins; biaxial stitched fabric reinforcement; solid fiberglass bottom construction; core construction from chine to sheer (Vacuum-bagged)
- Stainless steel rub strip on face of white high-density PVC rub rail
- Trim tabs, interceptor style, recessed

Deck

- Anchor roller assembly, recessed, custom stainless steel
- Forward mooring cleats (2), stainless steel
- Spring line cleats, stainless steel
- Stern cleats (2), stainless steel
- Custom bow rails, aluminum
- Bow pulpit, integral molded fiberglass
- Stern hawse pipes, stainless steel
- Deck surface, molded-in, non-skid
- Molded fiberglass using polyester resin, biaxial stitched fabric reinforcement and core construction
- Premium quality molded-in white gelcoat exterior finish
- Windshield, side vents, heavy-duty welded aluminum construction finished in white polyurethane paint; includes electrically actuated center vent
- Windlass, heavy-duty, DC electric, remote at helm and deck switches
- Windshield washers (3), freshwater-supplied
- Windshield wipers (3), self-parking with pantograph arms, intermittent and separate controls.

Cockpit

- Aluminum reinforcing plate installed for mounting fighting chair
- Bait prep center – sink, rigging board and tackle storage fitted with custom lid, gas spring, full-length stainless steel piano hinge and custom latch
- Bait tank, 40-gallon, molded into transom with large overboard drain and LED lighting
- Courtesy lighting under gunwales and helm deck toe kick
- Fish boxes (2), large capacity, insulated, macerator pump-out system
- Hose and pistol-grip nozzle
- Gunwale padding, high-density foam, white vinyl covered
- Icebox, fitted with gasketed lid, gas spring actuator, full-length stainless steel piano hinge and custom latch
- Hatches, lazarette and fish boxes, heavy-duty, gasketed, drains, gutters, full-length stainless steel piano hinge and custom latch
- Rod holders (4)
- Scuppers, self-bailing
- Transom door with top gate, extreme duty, polished stainless steel hardware
- Washdown, freshwater
- Washdown, saltwater

Helm Deck

- Carpet, custom, outdoor
- Companion seat, reversible, forward/aft facing
- Companionway door, sliding, opaque with white acrylic
- Engine access hatch with gas spring
- Helm Console, integrally molded
- Molded fiberglass helm deck, hydraulically lifted with cockpit control unit
- Helm seat, bench-style, adjustable with foot-rest
- U-shape lounge, with rod storage beneath
- Storage, cabinet at helm
- Safety cabinet with first aid kit & fire extinguisher
- Tackle center with drawers for gear storage and organization

Helm Console

- Console cover, canvas
- Compass, with light, flush-mounted
- Helm wheel, stainless steel
- Fire and bilge high water level alarms, audible
- Engine instrument panel, custom, with audible warning system
- Top mounted, single lever electronic controls
- Switch panels, custom, stainless steel

Mechanical

- Bilge, white gelcoat finish
- Bilge pumps (4), three automatic/manual, one automatic
- Double constant torque stainless steel clamps on engine exhaust hoses
- Double hose clamps on all hose fittings, stainless steel
- Electronic controls, engine synchronizer and back up
- Emergency bilge pump diverter valve on one main engine
- Engine alarm system
- Engine room liner, white gelcoat finished
- Engine room blowers (2), DC
- Fire extinguishing system, manual/automatic
- Freshwater cooling, on main engines
- Freshwater pump, DC
- Fuel filters with water separators on main engines and generator, large capacity
- Fuel lines, metal braided, fire-retardant
- Fuel tanks, fiberglass, constructed with fire-retardant resin and coated with fire-retardant paint
- Helm deck lift system, hydraulic, marine grade
- High water bilge alarm (3)
- Holding tank, 22-gallon, with monitor, macerator and dockside discharge
- Mufflers, fiberglass with backwash surge tube
- Propeller shafts, double taper, couplers, high-strength stainless steel
- Propellers, 4-blade Nibral
- Power steering
- Rudders, bronze, high-strength, with high load bearings (low friction, precise control)

- Sea cocks, UL approved for marine application bronze, fitted on all thru-hulls below waterline
- Stuffing boxes, drip-less lip seal type
- Water heater, 11-gallon, AC, stainless steel
- Water intake scoops, bronze, high-speed, with integral seawater strainers

Electrical

- 6 - kW freshwater-cooled diesel generator with seawater strainers remote start and digital panel, water muffler, safety shutdown system
- 50' shore power cords (2), 120V, 30-amp
- Battery charger, automatic with thermal cut out
- Battery on/off switches, vapor-proof
- Battery paralleling, automatic, with manual switch at helm
- Bonding system with transom zinc plate
- Circuit breaker protection throughout
- Distribution panel, AC, with line voltage, load meter, and reverse polarity light
- Distribution panel, DC, with line voltage, load meter, and reverse polarity light
- Horn, dual air trumpet
- Lights, engine room, DC
- Lights, interior, DC Halogen
- Lights, navigation, international
- Receptacles, GFI protected, throughout
- Batteries, heavy duty
- Air conditioning / heating, AC, 10,000 BTU





CABO 36 EXPRESS STANDARD EQUIPMENT

Main Cabin

- Access hatch to below deck equipment
- Carpet, removable, deep-pile
- Fabrics and coverings, fine selection throughout
- Interior wood, teak, satin finish
- Latches, positive, cabinet doors and drawers
- L-shaped lounge converts to upper and lower sleeping berths
- Stereo AM/FM/CD/DVD with speakers (2)
- L-shaped lounge converts to upper and lower sleeping berths
- TV, LED, flat screen
- Stereo AM/FM/CD/DVD with speakers (2)

Galley

- Cooktop, ceramic, two-burner, recessed with solid-surface cover
- Solid-surface countertop with sea rails
- Latches, positive, cabinet doors and drawers
- Microwave/convection oven
- Refrigerator/freezer, side-by-side, AC/DC
- Sink, stainless steel
- Storage compartments and drawers throughout
- Undercabinet lighting, recessed halogen

Forward Cabin

- Access to anchor rope locker
- Berth, double, diagonal, port, 5" mattress, bunkcover
- Berth, single, diagonal, stbd, 5" mattress, bunkcover
- Foredeck hatch, with retractable shade
- Latches, positive, cabinet doors and drawers
- Locker, hanging, cedar-lined, starboard
- Storage, compartments and drawers below berth
- Rod storage cabinets port and starboard, for 8 rods
- Speakers (2) driven by salon stereo
- Dressing seat, upholstered



Head Compartment

- Solid-surface countertop with undermount sink
- Vanity with storage
- Toiletry storage cabinet, framed with mirror doors
- Head, Sealand Vacuflush, electric
- Latches, positive, cabinet doors and drawers
- Shower, stall, automatic shower sump pump
- Exhaust blower
- Opening port light
- Holding tank monitoring system
- Towel rack

Safety Equipment

- Anchor, 25' chain, 250' rope, life jackets, throwable P.F.D., fire extinguisher, docklines, fenders, distress signaling device, flashlight, emergency horn, first aid kit and bell

OPTIONAL EQUIPMENT

Engine Options

- Twin Caterpillar C9 ACERT, 575HPm
- Twin Cummins QSC 8.3, 550HPm
- Twin Caterpillar C7 ACERT, 461HPm w/ZF pods

Interior Options

- Fitted sheet set, cotton (includes all berths)
- Teak & holly sole (in lieu of standard carpet)
- LED TV with AM/FM/CD/DVD stereo and speakers (2 salon, 2 fwd)

Helm Deck Options

- Ice maker under helm seat
- Express stereo – 4 speakers (2 helm deck, 2 cockpit)
- Helm deck air conditioning – 10,000BTU

Cockpit Options

- Cockpit freezer
- Refrigeration plate in fish box
- Window in bait tank w/ LED light
- Cockpit controls
- Pre-wire 12V electric reel in cockpit
- Pre-wire & plumb for tuna tubes

Mechanical Options

- 8 kW Panda freshwater cooled diesel generator (in lieu of standard 6 kW generator)
- Bow thruster, 4hp (N/A with pod drive engine packages)
- Upper station pod controls (must select pod engine option and order tuna/marlin tower package)
- Oil change system, mains and generator
- Propsmith propeller installation and removal tool
- Trolling valves

General Options

- 220-240V/50hz conversion
- Australian export 220-240V/50hz conversion
- CE certification for European export 220-240V/50hz conversion
- Aux, 12VDC, dist. panel for electronics
- Extra outlet, 110V
- Light hull color other than white, gelcoat (ice blue, fighting lady yellow, sea foam green)
- Underwater lights (2)
- Swim platform, fiberglass with reboarding ladder

Rail Options

- Rails, east coast style, polished stainless (in lieu of standard east coast style, aluminum)
- Rails, west coast style, aluminum (in lieu of standard east coast style, aluminum)
- Rails, west coast style, polished stainless (in lieu of standard east coast style, aluminum)

* Generator is not intended to supply power for all standard and optional accessories. Load must be limited to generator output rating.



CABO
YACHTS



CABO[®]
YACHTS

CABO Yachts
110 N Glenburnie Rd.
New Bern, NC 28560
Phone (252) 637- CABO
www.CABOyachts.com